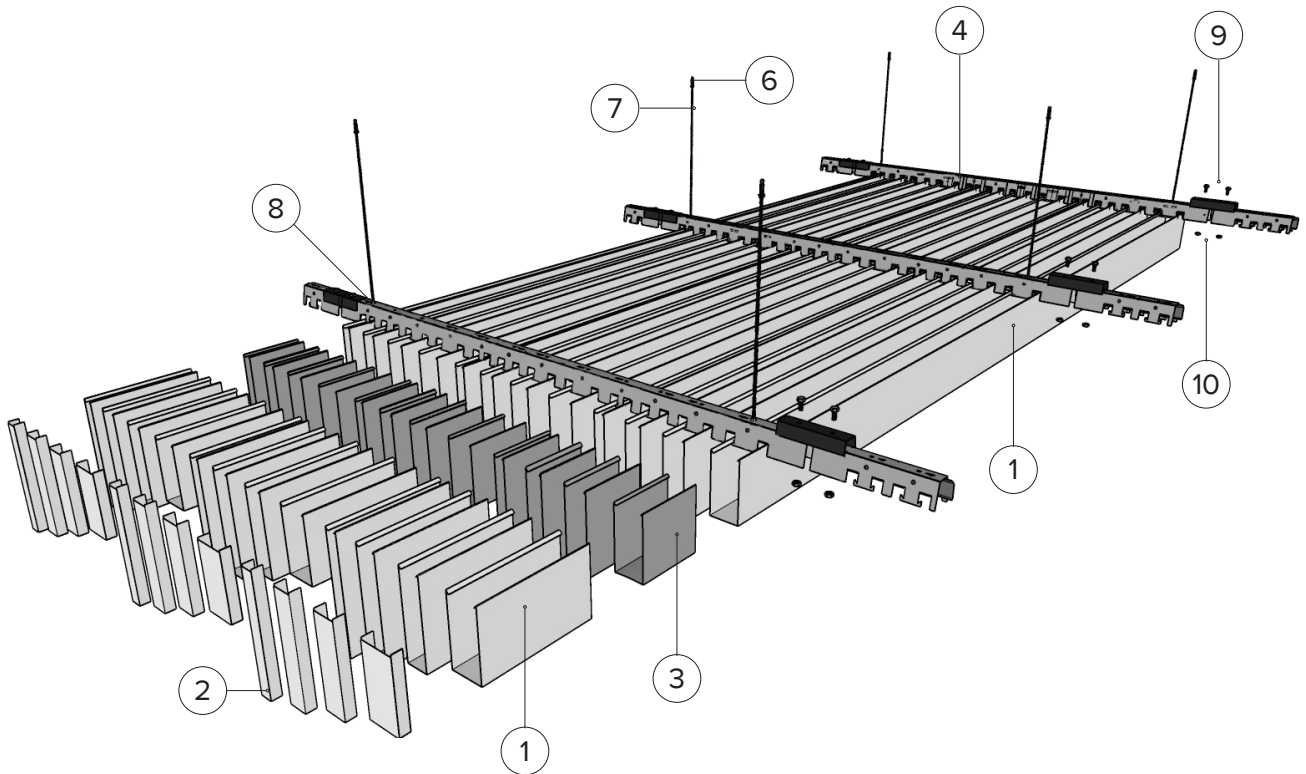




Metal Baffle Suspended Ceiling System

Metal Baffle Suspended Ceiling System



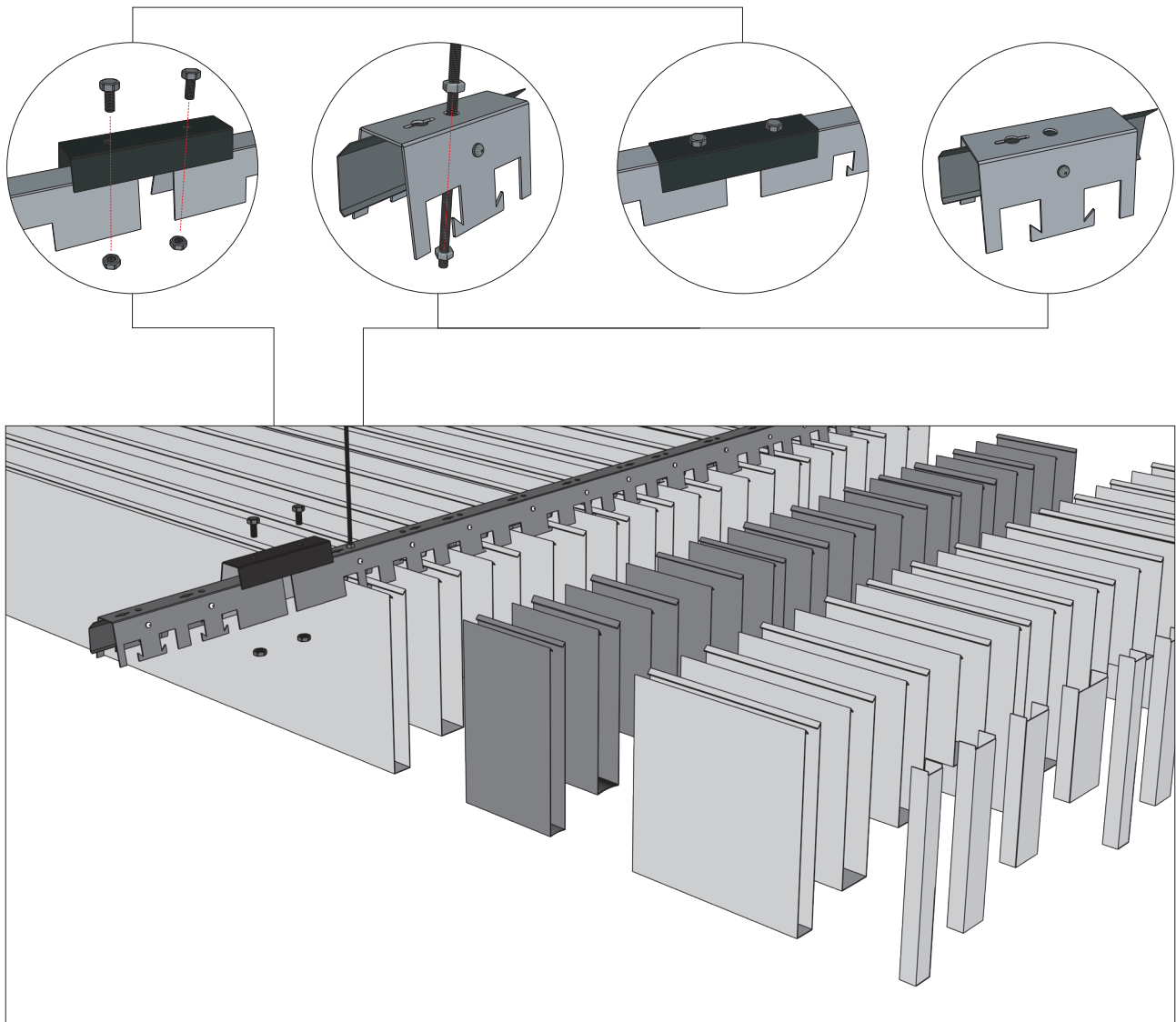
The Baffle System brings linear continuity, a modern aesthetic, and high acoustic performance to large, open spaces. With its architectural flexibility, it offers effective solutions for commercial, public, and industrial environments.

Key Features

- Easy, safe, and fast installation thanks to the special locking system integrated into the carrier profile
- Flexible design possibilities with various baffle panel sizes (A–H) and adjustable panel spacing
- Perforated panel options to enhance acoustic performance
- A wide range of surface finishes to complement different architectural concepts
 - Oven-cured electrostatic powder coating in a wide range of RAL colors
 - Wood-look finishes
 - Anodized surface options
- Combining visual appeal with technical performance, the Baffle System delivers functional, contemporary, and sustainable solutions for interior spaces.

1.	Baffle Panel
2.	Baffle End Cap
3.	Baffle Panel Connector
4.	Baffle Clip-In Carrier
5.	Baffle Clip-In Carrier Connector
6.	M6 Drop-In Anchor
7.	M6 Suspension Rod
8.	M6 Nut
9.	M8 Bolt
10.	M8 Nut

Baffle Ceiling Installation Detail



Panel Material Options

Galvanized steel or aluminum panel alternatives

Acoustic Performance

High sound absorption performance up to $\alpha_w = 1.00$ with acoustic fabric application

Humidity Resistance

Galvanized steel panels: 90% RH

Aluminum panels: 100% RH

Light Reflectance

Non-perforated panels: 86% with RAL 9010 painted surfaces

Perforated panels: 72% with RAL 9010 painted surfaces

Hygiene

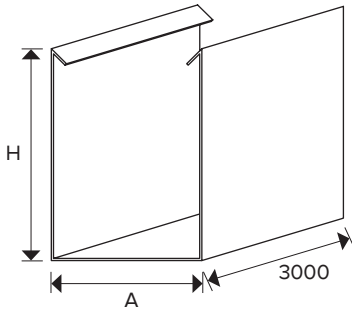
High hygiene performance designed to help prevent bacterial growth on panel surfaces through anti-microbial coating technology

Paint and Surface Treatment

- Precise surface cleaning and phosphate coating treatment are applied before painting
- A minimum coating thickness of 60 microns is applied to the panels using a 6-axis robotic electrostatic powder coating system
- Painted panels are cured in a controlled 180-meter-long oven line
- The entire coating process is carried out through a fully automatic, computer-controlled system

System Components

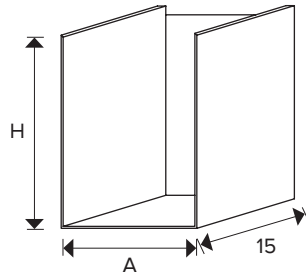
1. Baffle Panel



Material:

Galvanized Steel, Aluminum
 A: 20 mm, 30 mm, 40 mm, 50 mm
 H: min. 30 mm, max. 300 mm
 L: 3000 mm
 Powder Coated / Wood-Look Finish

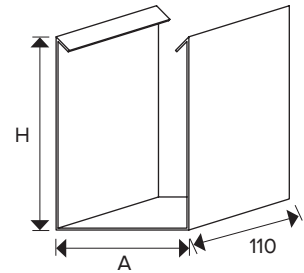
2. Baffle End Cap



Material:

Galvanized Steel, Aluminum
 A: 20 mm, 30 mm, 40 mm, 50 mm
 H: min. 30 mm, max. 150 mm
 L: 15 mm
 Powder Coated / Wood-Look Finish

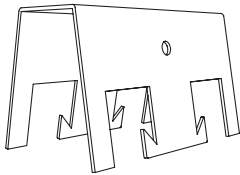
3. Baffle Panel Connector



Material:

Galvanized Steel, Aluminum
 A: 20 mm, 30 mm, 40 mm, 50 mm
 H: min. 30 mm, max. 150 mm
 L: 110 mm

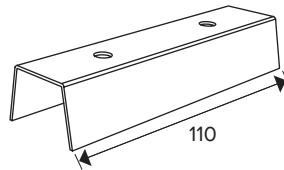
4. Baffle Clip-In Carrier



Material:

1.2 mm Galvanized Steel
 L: 3000 mm
 RAL: 9005

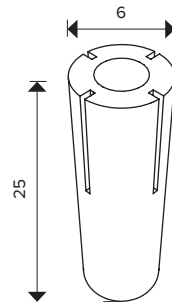
Baffle Clip-In Carrier Connector



Material:

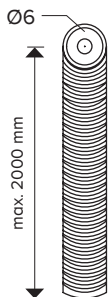
1.2 mm Galvanized Steel
 L: 110 mm
 RAL: 9005

6. Anchor



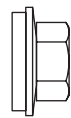
Ø6 mm Steel Drop-In Anchor
 h: 25 mm

7. Suspension Rod



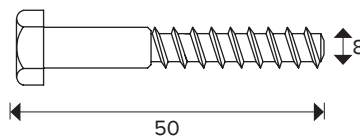
Ø6 mm Steel Rod
 L: max. 2000 mm

8. M6 Nut



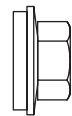
Ø6 mm Steel Nut

9. M8 Bolt



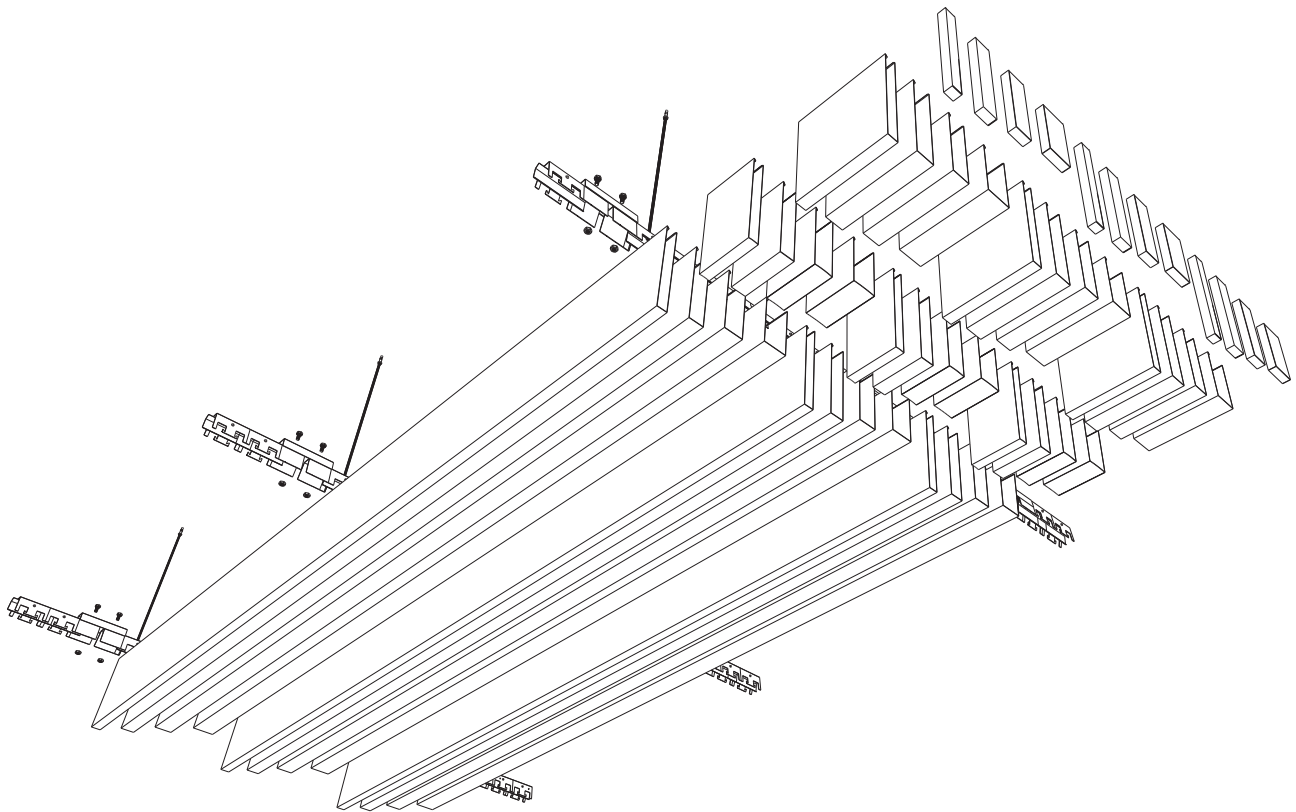
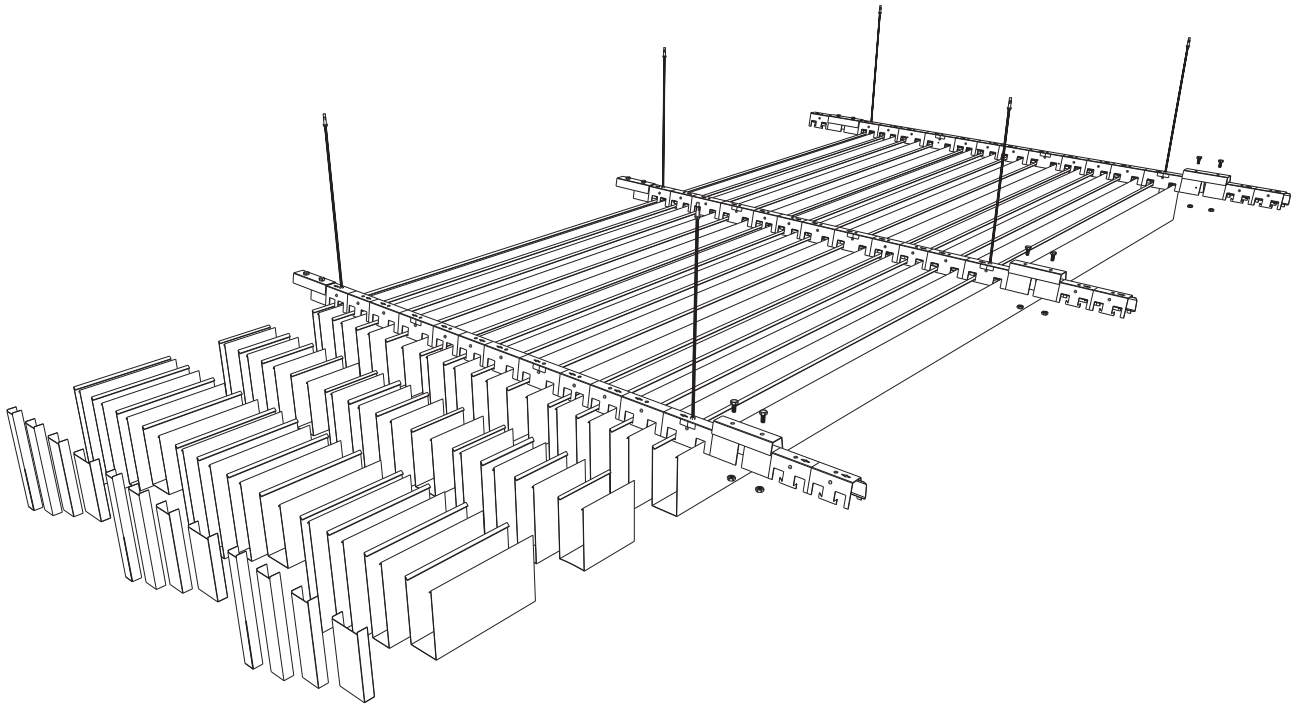
Ø8 mm Steel Bolt
 h: 50 mm

10. M8 Nut



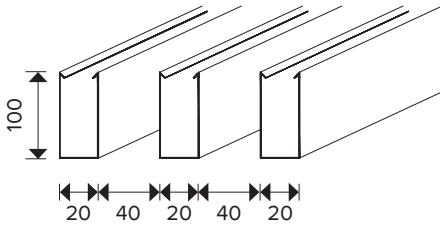
M8 Steel Nut

Isometric View



Most Preferred Sizes

20x100mm



60 Module – 40 mm Clear Gap


Base Width: 20 mm

Height: 100 mm

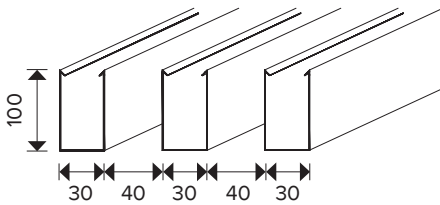
Thickness: Aluminum 0.50–0.80 mm

Galvanized Steel 0.50–0.70 mm

Open Area Ratio: 66.66%



30x100mm



70 Module – 40 mm Clear Gap


Base Width: 30 mm

Height: 100 mm

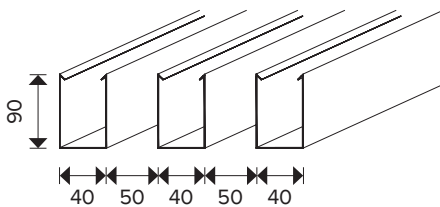
Thickness: Aluminum 0.50–0.80 mm

Galvanized Steel 0.50–0.70 mm

Open Area Ratio: 57,14%



40x95mm



90 Module – 50 mm Clear Gap


Base Width: 40 mm

Height: 100 mm

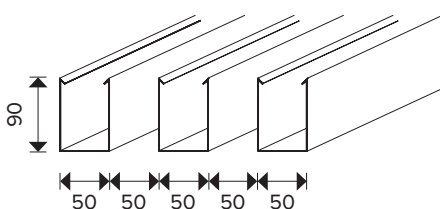
Thickness: Aluminum 0.50–0.80 mm

Galvanized Steel 0.50–0.70 mm

Open Area Ratio: 44,44%



50x90mm



100 Module – 50 mm Clear Gap


Base Width: 50 mm

Height: 90 mm

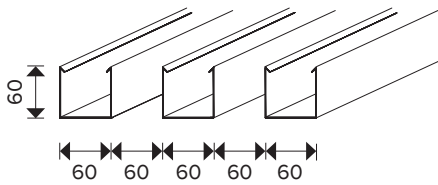
Thickness: Aluminum 0.50–0.80 mm

Galvanized Steel 0.50–0.70 mm

Open Area Ratio: 50%



60x60mm



120 Module – 60 mm Clear Gap

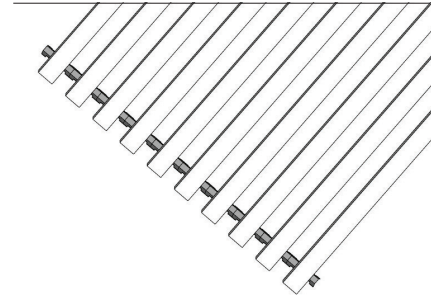
Base Width: 60 mm

Height: 60 mm

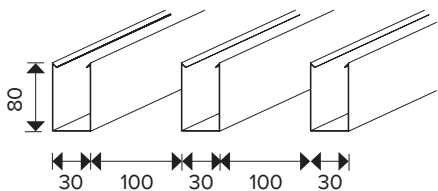
Thickness: Aluminum 0.50–0.80 mm

Galvanized Steel 0.50–0.70 mm

Open Area Ratio: 50%



30x100mm



110 Module – 80 mm Clear Gap


Base Width: 30 mm

Height: 100 mm

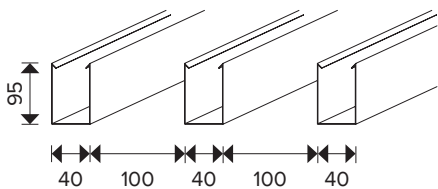
Thickness: Aluminum 0.50–0.80 mm

Galvanized Steel 0.50–0.70 mm

Open Area Ratio: 72,72%



40x95mm



140 Module – 100 mm Clear Gap


Base Width: 40 mm

Height: 95 mm

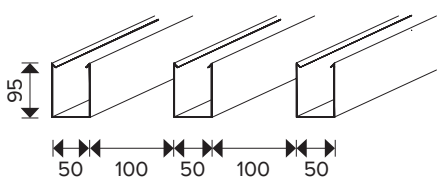
Thickness: Aluminum 0.50–0.80 mm

Galvanized Steel 0.50–0.70 mm

Open Area Ratio: 71,40%



50x90mm



150 Module – 100 mm Clear Gap

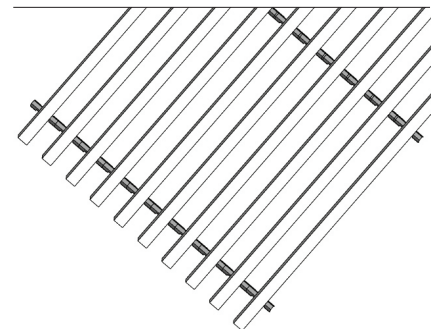
Base Width: 50 mm

Height: 90 mm

Thickness: Aluminum 0.50–0.80 mm

Galvanized Steel 0.50–0.70 mm


Open Area Ratio: 66,66%



RAL Color Options



RAL 5017



RAL 3002




RAL 1021

Standard Color Options



RAL 9005




RAL 9016



RAL 7016

Wood Finishes



Dark Bamboo



Asos



Walnut

Why Choose a Baffle Ceiling?



Design Freedom

- Thanks to their modular structure, baffle ceiling systems make it possible to create unique, space-specific design solutions.
- A wide range of sizes, spacing options, colors, and textures allows the creation of linear, rhythmic, or dynamic compositions.
- Wood-look finishes bring a natural and warm atmosphere to interiors while ensuring a strong visual harmony with modern architectural language.



Modular Lighting Integration

Baffle systems can be designed to work seamlessly with linear and spot lighting fixtures.

- Thanks to lighting integrated between the panels, they provide:
- Uniform light distribution
- Visual comfort
- Clean details that preserve the overall ceiling integrity



Acoustic Performance

Baffle ceiling systems reduce echo and noise within interior spaces thanks to their sound-absorbing properties.

- They are especially suitable for:
- Offices
- Conference halls
- Restaurants and social spaces

By improving acoustic comfort in these environments, they help enhance the overall user experience.



Durability

- Made from high-quality materials, it offers long-lasting performance.
- Its resistance to humidity, impact, and wear makes it an ideal solution for high-traffic environments such as offices, hotels, shopping centers, and public spaces.



Ease of Installation


Thanks to their lightweight and modular design, baffle panels;

- They can be installed quickly and efficiently on flat, inclined, or curved surfaces using carrier systems or independent suspension systems.
- In areas requiring maintenance or future modifications, the panels can be easily removed and reinstalled, offering a clear application advantage.



Dimension and Spacing Flexibility

- Panel widths, heights, and clear spacing can be customized to meet project-specific requirements.
- This flexibility makes it possible to create rhythm and proportional harmony within the space while achieving a cohesive architectural expression.



Sustainability

- It offers environmentally responsible solutions through carefully selected materials.
- With its long service life and recyclable components, it supports sustainable architectural approaches.



24 Gayrimenkul

Location: Istanbul, Türkiye

Application: Suspended Ceiling / Interior Design

Product: 40 mm Base Width × 100 mm Height × 120 mm Module Spacing Baffle Suspended Ceiling

Material: Aluminum

Finish: Electrostatic Powder Coating in RAL 835 Custom Color





ANB METAL A.Ş.

Çerkezköy Organize Sanayi Bölgesi

6. Cad. No: 32 59500

Çerkezköy, Tekirdağ / Türkiye

T +90 282 725 05 36

F +90 282 725 35 28

info@anbmetal.com

www.anbmetal.com